



Company New Application Checklist Agency-Specific Requirements



OREGON PAYDAY/TITLE LOAN LICENSE

This document includes instructions for a company (corporation location) new application request. If you need to complete a new application for a branch location (authorized delegates are not considered a branch in NMLS) or individual; refer to the appropriate new application checklists.

NOTE: A loan broker is required to be licensed as a payday/title loan lender in Oregon. A broker applying for a payday/title loan license does not need to provide loan documents or underwriting criteria.

Fees

- **New License costs: \$750.00.** A \$15 fee for a credit report will be added if one has not been authorized through NMLS in the past 30 days for the branch manager.
- **Annual License Renewal costs: \$850.00** (which includes a \$100 NMLS processing fee)
- Fees collected through the NMLS **ARE NOT REFUNDABLE**.

Helpful Resources

- [Company \(MU1\) Form Filing Instructions](#)
- [Document Uploads Quick Guide](#)
- [Individual \(MU2\) Form Filing Quick Guide](#)
- [Financial Statements Quick Guide](#)
- [Payment Options Quick Guide](#)
- [License Status Review & Definitions Quick Guide](#)

Oregon Payday and Title Lending Statutes and Administrative Rules

- ORS Chapter 725A
- OAR Chapter 441, Div. 735

Use the checklist below to complete the requirements for Oregon.

Agency specific requirements marked **Filed in NMLS** must be completed and/or uploaded in NMLS; this information will not be viewable to the agency until the application has been submitted through NMLS.

Agency specific requirements marked **Submitted to Oregon** on the checklist below must be received with this checklist within 5 business days of the electronic submission of your application through the NMLS at the following:

For U.S. Postal Service:




Division of Financial Regulation
Licensing Section
PO Box 14480
Salem, OR 97309-0405



For Overnight Delivery:





Division of Financial Regulation
Licensing Section
350 Winter St. NE, Rm. 410
Salem, OR 97301-3881

NMLS Unique ID Number: _____

Applicant Legal Name: _____

FILED IN NMLS	SUBMITTED TO OREGON	OREGON PAYDAY/TITLE LOAN LICENSE
<input type="checkbox"/>	N/A	OREGON SECRETARY OF STATE BUSINESS REGISTRATION: Upload an active business filing with the Oregon Secretary of State for your business name and any assumed business names.  this document in NMLS under the Document Type "Certificate of Authority/Good Standing Certificate" in the <i>Document Uploads</i> section of the Company (MU1) Form.
<input type="checkbox"/>	N/A	CERTIFICATE OF AUTHORITY/GOOD STANDING CERTIFICATE: Upload a state-issued document from the state you were incorporated in (typically by the state's Secretary of State office).  this document in NMLS under the Document Type "Certificate of Authority/Good Standing Certificate" in the <i>Document Uploads</i> section of the Company (MU1) Form.
<input type="checkbox"/>	N/A	OTHER TRADE NAME: DBA's should be listed under Other Trade Names on the NMLS Company Form. Oregon does not limit the number of dba's.
<input type="checkbox"/>	N/A	RESIDENT/REGISTERED AGENT: The Resident/Registered Agent section of the NMLS Company Form should be completed with the information currently on record with Oregon.
<input type="checkbox"/>	N/A	BANK ACCOUNT: Bank account information must be completed with company's Letter/Line of Credit, Operating, and/or Trust Primary accounts.
<input type="checkbox"/>	N/A	QUALIFYING INDIVIDUAL: An on-site manager is required to be appointed for all locations where the licensee conducts business with consumers. This individual may be referred to as the Branch Manager, must be listed as the "Qualifying Individual" on NMLS Company Form, and his/her business address must match the address listed as the "Main Address" on the Company Form.
<input type="checkbox"/>	N/A	RESUME: Provide a resume for each executive officer, owner, director, managing partner and manager. OAR 441-735-0100  these documents in NMLS under the Document Type "Verification of Experience" in the <i>Document Uploads</i> section of the applicable individual's (MU2) Form

FILED IN NMLS	SUBMITTED TO OREGON	OREGON PAYDAY/TITLE LOAN LICENSE
<input type="checkbox"/>	N/A	<p>CRIMINAL BACKGROUND AND CREDIT CHECK AUTHORIZATION: Complete a Criminal Background and Credit Check Authorization for each member, partner, officer, director, or principal; owner of 10 percent or more of the corporation; owner if applicant is an entity other than a corporation; and proposed manager of the location.</p> <p> these documents in NMLS under the Document Type “State Background Check Authorization” in the <i>Document Uploads</i> section of the applicable individual’s (MU2) Form.</p> <p>Click here to access the form.</p>
<input type="checkbox"/>	N/A	<p>CREDIT REPORT: Individuals in a position of control and all managers are required to authorize a credit report through NMLS. Individuals will be required to complete an Identity Verification Process (IDV) along with an individual attestation before a license request for your company can be filed through NMLS.</p> <p>NOTE: Credit reports are <u>REQUIRED</u> and must be authorized before an application is accepted.</p>
<input type="checkbox"/>	N/A	<p>DISCLOSURE QUESTIONS: Provide an explanation for any “Yes” response.</p> <p>A separate explanation and document upload is needed for each “Yes” response.</p> <p> a copy of any applicable orders or supporting documents in the <i>Disclosure Explanations</i> section of the Company (MU1) Form.</p> <p>See the Company Disclosure Explanations Quick Guide for instructions.</p>
<input type="checkbox"/>	N/A	<p>FINANCIAL STATEMENTS: Upload a financial statement prepared for and signed by an executive officer in accordance with Generally Accepted Accounting Principles dated within 90 days of your fiscal year end. Financial statements should include a Balance Sheet, Income Statement and Statement of Cash Flows and all relevant notes thereto. If applicant is a start-up company, only an initial Statement of Condition is required.</p> <p>NOTE: Financial statements are uploaded separately under the “Financial Statement” section of the Filing tab. See the Financial Statement Quick Guide for instructions.</p>

FILED IN NMLS	SUBMITTED TO OREGON	OREGON PAYDAY/TITLE LOAN LICENSE
<input type="checkbox"/>	N/A	<p>BUSINESS PLAN: Upload a business plan outlining marketing strategy, products, target markets and operating structure the applicant intends to employ.</p> <p>The Business Plan must include the Underwriting Guidelines For Payday/Title Lending License Form, which details an explanation for your company's underwriting guidelines. (Not required for loan brokers)</p> <p> this document in NMLS under the Document Type "Business Plan" in the <i>Document Uploads</i> section of the Company (MU1) Form.</p>
<input type="checkbox"/>	N/A	<p>DOCUMENT SAMPLES: (Not required for loan brokers)</p> <p>Upload copies of all documents used in the regular course of business.</p> <p> this document in NMLS under the Document Type "Document Samples" in the <i>Document Uploads</i> section of the Company (MU1) Form.</p>
<input type="checkbox"/>	N/A	<p>MANAGEMENT CHART: Upload an organizational chart showing the applicant's divisions, officers, and managers.</p> <p> this document in NMLS under the Document Type "Management Chart" in the <i>Document Uploads</i> section of the Company (MU1) Form.</p>
<input type="checkbox"/>	N/A	<p>ORGANIZATIONAL CHART/DESCRIPTION: Upload an organizational chart if applicant is owned by another entity or entities or person, or has subsidiaries or affiliated entities.</p> <p> this document in NMLS under the Document Type "Organizational Chart/Description" in the <i>Document Uploads</i> section of the Company (MU1) Form.</p>

Oregon will review the filing and all required documents and communicate with you through NMLS. To review your status or see detailed communication from the regulator, click on the Composite View tab and then click on View License/Registration in NMLS. See the [License Status Review & Definitions](#) quick guide for instructions.

WHO TO CONTACT – Contact Oregon Division of Financial Regulation licensing staff by phone at (503) 947-7300 or send your questions via email to DFR.NDP.Licensing@dcbs.oregon.gov for additional assistance. Please include your NMLS number with all correspondence.

THE APPLICANT/LICENSEE IS FULLY RESPONSIBLE FOR ALL OF THE REQUIREMENTS OF THE LICENSE FOR WHICH THEY ARE APPLYING. THE AGENCY SPECIFIC REQUIREMENTS CONTAINED HEREIN ARE FOR GUIDANCE ONLY TO FACILITATE APPLICATION THROUGH THE NMLS. SHOULD YOU HAVE QUESTIONS, PLEASE CONSULT LEGAL COUNSEL.